


# Superboiler T5

## Portable pipe bevelling machine

- **Range:** 49 - 203 mm i/d .
- **Functions:** bevelling, facing, counterboring.
- **Materials:** any kind of steel.
- **Power:** pneumatic/electric.
- **Note:** a powerful machine able to produce fast accurate weld preps on any schedule and material of pipe effortlessly. Optional extras include a flange facing attachment.



### SUPERBOILER T5 AUTOLOCK

Auto locking device  
available for repetitive work.



### SUPERBOILER T5 E

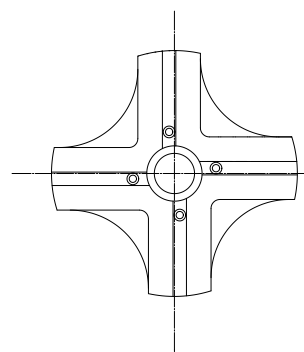
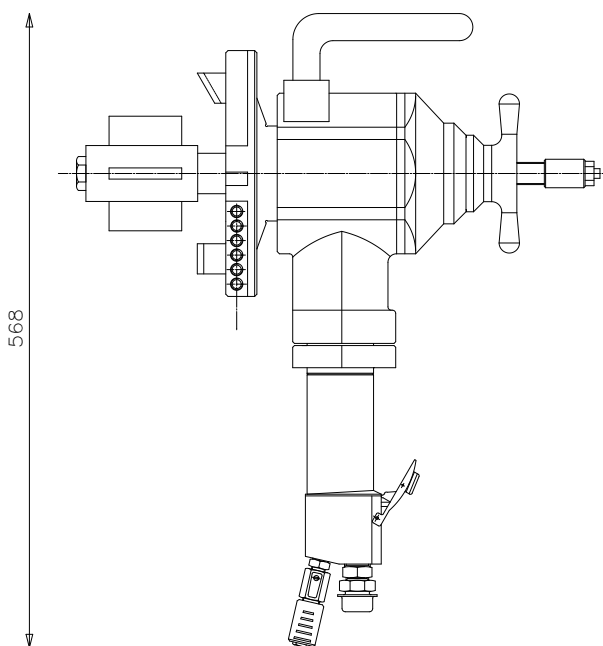
110V & 230V

# Superboiler T5

## TECHNICAL FEATURES

### SB T5 SB T5 E

Locking range	mm (ø i/d.)	49-203	49-203
Idle speed	Rpm	52	34
Torque	Nm	250	264
Feeding stroke	mm	40	40
Pneumatic motor power	Hp (W)	1,81 (1350)	-
Air consumption	cfm	60-65	-
Air pressure	psi	90	-
Air hose connection	inches	3/4"	-
Electric motor power	Watt	-	1020
Voltage	Volt	-	110/220
Frequency (cycles)	Hz	-	50
Max noise level	dB	75	75
Unit weight	Kg	24,0	25,0



## OPTIONAL

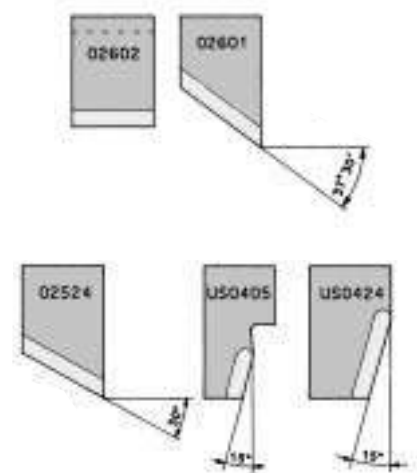


### ELBOW LOCKING SHAFTS

AVAILABLE TO COVER A RANGE FROM 46 TO 207 mm i/d.

Shaft	Locking range (i/d.)	
	mm	inches
45 Ø	46 - 103	1.81 - 4.06
99 Ø	99 - 207	3.90 - 8.15
45+99 kit	46 - 207	1.81 - 8.15

## EXAMPLES OF CUTTER BITS



All units are supplied complete with all gripping segments to cover the full range of the machine. Service tools, drawings, instruction manual and warranty certificate are also supplied as standard. Each machine is supplied with a protective metal carrying case. **We strongly recommend the use of the GBC portable filter lubricator with all our pneumatic models.**